

## Mixed Practice

- 1 Read the sentences below.  
Circle all the words that need **capital letters**.

next year, i am going on holiday to australia with my friend  
sophie. we have booked to travel in april when it is cooler.

1 mark

- 2 The sentence below is missing **inverted commas**.  
Tick **two** boxes to show where the inverted commas should go.

The bus conductor replied, Here's your change.






1 mark

- 3 Read the sentence below. Write the name of a **punctuation mark**  
that could be correctly used in the place of the **pair of dashes**.

Simi went to the seaside — her favourite place — to meet a friend.

.....

1 mark

- 4 Read the sentence below. Insert the missing **semi-colon**  
so that the sentence is punctuated correctly.

The museum had many amazing things on display most of  
them had come from a similar exhibition in Germany.

1 mark

- 5 Read the sentence below. Circle the word in  
the sentence that should have an **apostrophe**.

I enjoy reading childrens books. They usually  
have exciting plots and interesting characters.

1 mark

## Mixed Practice

6

Look at the table below. Put a tick in each row to show whether each sentence uses **commas** correctly or incorrectly.

Sentence	Correctly	Incorrectly
Felix, who was once a great piano player, had forgotten everything he had learned.		
At around, six o'clock Mera saw a bat fly past her window.		
Karin liked most vegetables, but she didn't like carrots, peas or spinach.		
After lunch, I went for a walk around the park.		

  
1 mark

7

The sentence below is missing a **hyphen**. Tick **one** box to show where the hyphen should go.

Phil's bad tempered puppy tore up the carpet this morning.




  
1 mark

8

Read the sentence below. Insert the missing piece of **punctuation** so that the sentence is punctuated correctly.

"I think it's time for us to leave" Noel whispered to Cheryl.

  
1 mark

9

Read the sentence below and write down the name of a punctuation mark that could replace '**but found that**'.

Tony peeked round the corner **but found that** there was nothing there.

.....

  
1 mark

## Mixed Practice

10

Read the sentence below.

Write Stanley's jobs as a list of **bullet points** below.

Make sure you use correct punctuation.

Stanley has a list of jobs for today: wash the car; take out the bins and the recycling; and clean the kitchen and the living room.

Stanley has a list of jobs for today:

- .....
- .....
- .....

1 mark

11

- a) Add a **comma** in the sentence below so that it is clear that **only** Claire and Rafael went to the restaurant.

After they met Mr Fisher Claire and Rafael went to the restaurant.

- b) Add **commas** in the sentence below so that it is clear that Mr Fisher, Claire and Rafael **all** went to the restaurant.

After they met Mr Fisher Claire and Rafael went to the restaurant.

1 mark

12

The sentence below is missing a **punctuation mark** in the place the arrow is pointing at. Which punctuation mark should be used?

Timothy had to take the bus to school it was too far to walk.



Tick **one** box.

- |                  |                          |
|------------------|--------------------------|
| comma            | <input type="checkbox"/> |
| exclamation mark | <input type="checkbox"/> |
| question mark    | <input type="checkbox"/> |
| colon            | <input type="checkbox"/> |

1 mark

## Prefixes

1

Draw lines to match each word to the correct **prefix** to change its meaning.

Prefix

Word

anti

easy

un

use

auto

activate

de

clockwise

re

graph

1 mark

2

Put a different **prefix** at the start of each word below to make a **new word**.

..... belief

..... lead

..... market

..... visit

1 mark

3

Read the sentences below.


Write a **prefix** in each gap so the sentences make sense.

The yellow jacket was too big, so Martha decided to .....turn it.

Frances .....understood what the teacher said.

1 mark

"I know what prefixes are and how they change the meaning of a word."



# Suffixes

1

Draw lines to match each word to the correct **suffix**.  
You can only use each suffix **once**.

Word	Suffix
treat	ness
walk	ment
class	ify
personal	er
soft	ise

1 mark

2

Circle **two suffixes** which can be added to the word below to create new words.

kind

ly    ate    ful    ify    ness

1 mark


3

Look at the table below. Add a **suffix** to each adjective to make it a verb.

Adjective	Verb
multiple	
real	
simple	

1 mark

"I know what suffixes are and how they change the meaning of a word."



# Word Families

**1** Look at the word in bold below.  
Circle the word which is in the same **word family**.

**popular**

police    population    position    popcorn    portable

1 mark

**2** Look at the word family below.  
What does the root '**sol**' mean in this word family?

solo    isolation    solitary

Tick **one** box.

sad                      
far                       
alone                   
remote              

1 mark

**3** Look at the word in bold below.  
Circle all the words which are in the same **word family**.

**stable**

stairs    stability    unstable    stamp    adjustable

1 mark


**4** Write down a word that belongs to the  
same **word family** as the words below.

forward    foresee    before

.....

1 mark

"I can identify words which come  
from the same word family."



## Synonyms and Antonyms

1 Tick **one** word which is a **synonym** of 'frequently'.

Tick **one** box.

- |              |                          |
|--------------|--------------------------|
| surely       | <input type="checkbox"/> |
| regularly    | <input type="checkbox"/> |
| rarely       | <input type="checkbox"/> |
| surprisingly | <input type="checkbox"/> |

1 mark

2 Draw a line to match each word with its **antonym**.  
You can only use each antonym **once**.

Word	Antonym
<input style="width: 100%; height: 20px;" type="text" value="ancient"/>	<input style="width: 100%; height: 20px;" type="text" value="assist"/>
<input style="width: 100%; height: 20px;" type="text" value="obstruct"/>	<input style="width: 100%; height: 20px;" type="text" value="uninteresting"/>
<input style="width: 100%; height: 20px;" type="text" value="fascinating"/>	<input style="width: 100%; height: 20px;" type="text" value="unsuitable"/>
<input style="width: 100%; height: 20px;" type="text" value="appropriate"/>	<input style="width: 100%; height: 20px;" type="text" value="modern"/>

1 mark

3 Read the sentence below.  
Circle the two words that are **synonyms** of each other.

We were glad that their work was so precise — we needed accurate predictions before starting the new project.


1 mark

4 Give one word that is an **antonym** of 'superior'.

.....

1 mark

"I know what synonyms and antonyms are and can come up with my own."



## Mixed Practice

- 1 Read the sentences below.  
Circle the two words that are **synonyms** of each other.

We all thought the restaurant was superb. I had a pie for my main course, and then an excellent apple crumble for dessert.

1 mark

- 2 Draw lines to match each word to the correct **prefix** to change its meaning. You can only use each prefix **once**.

Prefix	Word
dis	attach
re	hear
mis	appear

1 mark

- 3 Circle **two suffixes** which can be added to the word below to create new words.

equal

less    ful    ly    ify    ise

1 mark

- 4 Look at the table below. Complete the table by adding suitable **antonyms**.

Word	Antonym
delicious	
distant	

1 mark



## Mixed Practice

**5** Put a different **prefix** at the start of each word below to make a **new word**.

..... apply

..... cook

..... usual

1 mark

**6** Look at the table below. Add a **suffix** to each verb to make it a noun.

Verb	Noun
run	
pay	

1 mark

**7** Look at the word in bold below.  
Circle all the words which are in the same **word family**.

**art**

chart   start   artistic   apart   artist

1 mark

**8** Look at the word family below.  
What does the root '**clar**' mean in this word family?

clarify   declare   clarity

Tick **one** box.

speak

explain

clear

shout

1 mark

**Plurals**

1

'below.  
ord.

puppies    puppyes    pupies    puppis

1 mark

2

Put a tick in each row of the table below to show whether to add 's' or 'es' to make each word **plural**.

Word	s	es
latch		
shirt		
potato		

1 mark

3

Look at the table below. For each word, write its **plural**.

Word	Plural
brush	
tooth	
turkey	
shelf	

1 mark

4

Read the passage below. Write the **plural** of the word in brackets in each space.


My sister invited some ..... [person] over for lunch today.

We all had a salad with ..... [tomato] and onion. I was

still hungry afterwards, so I had a few ..... [cherry].

1 mark

"I can spell regular and irregular plurals."



## Prefixes and Suffixes

1 One of the words below is spelt **incorrectly**.  
Circle the word and write the correct spelling in the box.

unable      reform      disimilar      react      inescapable



1 mark

2 Add the suffix 'ing' to each of the words below.  
Make sure each word is spelt correctly.

begin.....

sit.....

laugh.....

garden.....

1 mark

3 Look at the table below. Rewrite each word with the correct **spelling**.

Word	Correct Spelling
awtomobile	
subbmarine	
innteract	
suparstar	

1 mark

# Prefixes and Suffixes

**4** Look at the words below and tick the word that is spelt **correctly**.

Tick **one** box.

- offitial
- essencial
- special
- crutial

1 mark

**5** Write each of these words with the **correct spelling**.

- meanness .....
- disolve .....
- fameous .....
- litted .....


1 mark

**6** Look at the table below. In each row, write the word made by combining the word and the **suffix**.

Word	Suffix	New Word
friendly	ness	
simple	er	
continue	ous	

1 mark

"I can spell words that have prefixes and suffixes."



# Homophones

1

Read the sentences below. Circle the correct word in brackets to complete each sentence.

We went to the cinema because we were (**board** / **bored**).

I asked my friends where they wanted to (**meet** / **meat**) for lunch.

Ellie took a (**piece** / **peace**) of paper and began to draw on it.

1 mark

2

Draw lines to match each word to its meaning.

**Meaning**

**Word**

an award

medal

above average

grate

to interfere

meddle

to shred into pieces

great

1 mark

3

Look at the words below. For each word, write another word that sounds the same but has a **different spelling**.

scene .....

aloud .....

mane .....

steel .....

1 mark

"I can spell different homophones."



## Silent Letters

1

Look at the words below. Tick the word that is spelt **correctly**.

Tick **one** box.

narled

knarled

gnarled

nharled

1 mark

2

Complete the sentences below by adding the missing **silent letters** to the words in bold.

Jeremy .....**new** the way to the bus station.

We felt very **dou**.....**tful** about the weather forecast that weekend.

I checked the time by looking at the watch on my .....**rist**.

1 mark

3

One of the words below is spelt **incorrectly**. Circle the word and write the correct spelling in the box.

carm

white

honour

written

numb

1 mark

4

Read the passage below. In each space, write the word in brackets with the correct spelling.

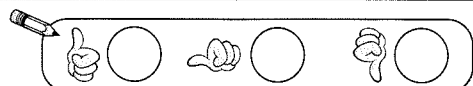
We saw the ..... [desine] for the new building as soon

as we ..... [warked] into her office. We asked her about

it, but she wouldn't ..... [anser] our questions.

1 mark

"I can spell words with silent letters."



## Spelling Tricky Words

1

Look at the words below and tick the word that is spelt **correctly**.

Tick **one** box.

feild

ceiling

peirce

sheild

1 mark

2

Read the sentences below. Circle the correct word in brackets to complete each sentence.

I had three (**peices** / **pieces**) of pizza.

My best friend and I are in the same (**sceince** / **science**) class.

They decided that (**neither** / **niether**) of the hotels was good enough.

1 mark

3

Write each of these words with the **correct spelling**.

accept .....

suporter .....

mesage .....

succes .....

1 mark

## Spelling Tricky Words

4

The sentence below contains one spelling mistake. Circle the word that is spelt incorrectly and write the correct spelling in the box.

We went to a factory and saw a mashine that makes chocolate.



1 mark

5

Complete the sentences below by filling in each gap with a word that sounds the same as the word in the box.

threw

  
↓

We always went into the house ..... the side door.

fort

  
↓

The cats often ..... playfully with each other.

ort

  
↓

We ..... to go and see how Curtis is feeling.

1 mark

6

The words below are spelled incorrectly. Write each word with the **correct spelling**.

enuff .....

imposible .....

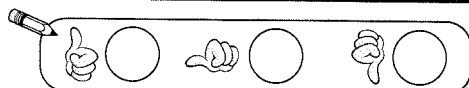
acess .....

skool .....

aparrent .....

1 mark

"I can spell tricky words."





## Mixed Practice

1

Look at the words below and tick the word that is spelled **correctly**.

Tick **one** box.

gnee

nee

knee

nhee

1 mark

2

Read the sentences below. Circle the correct word in brackets to complete each sentence.

Dilma had (**heard** / **herd**) the news on the radio.

I wasn't sure what to (**where** / **wear**) for the party.

The teacher started to (**right** / **write**) the instructions on the board.

1 mark

3

Read the passage below. Write the **plural** of the word in brackets in each space.

The ..... [thief] tried to get into the house by climbing up

the ..... [branch]. The police managed to catch them

because two ..... [woman] spotted them.

1 mark