

# What to do today

*IMPORTANT! Parent or Carer – Read this page with your child and check that you are happy with what they have to do and with any weblinks or use of the Internet required.*

## 1. Story time

Go back to <https://www.youtube.com/watch?v=aiy3a1v9Q2E>

Re-listen to *The Three Billy Goats Gruff*.

## 2. Questions and question marks

Look at the set of *Special Question Words*.

- Read each word carefully.
- Practise spelling each one three times.
- Practise forming a question mark correctly.

## 3. Writing a speech bubble conversation

Look at the picture of *Little Goat and the Troll*.

- In his bubble, write a question that Little Goat could ask the Troll.
- Check the spelling of your question word.
- Use a properly formed question mark at the end of your sentence.
- Write the reply that the Troll gives.
- Take the Billy Goats Gruff Challenge: write questions and answers to go in the bubbles on *What did you say?*


## Now try this Fun-Time Extra

- Read the words on *Big Goat, Little Goat*.
- Think about what each word means.
- Write out the words under the correct heading, *Big* or *Little*.

## Special Question Words

What	
Where	
When	
Why	
Who	
How	
Can	
Are	
Do	
Will	

## Question Marks



*Practise forming question marks in this box. Start at the top left of the question mark and work down to the full stop 'dot'.  
Remember, the dot sits on the line.*




---

---

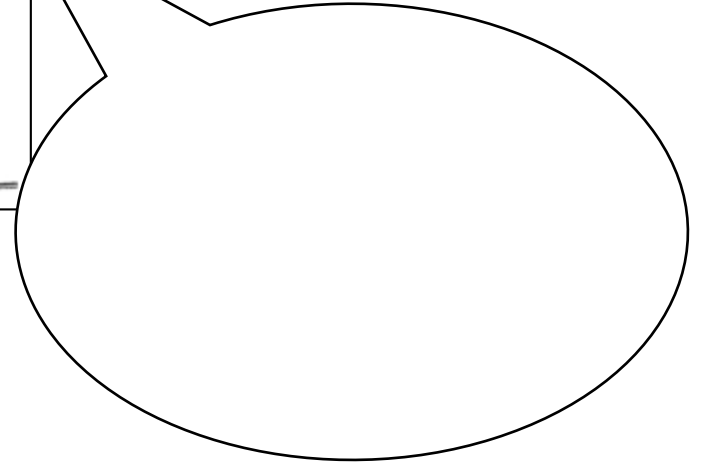
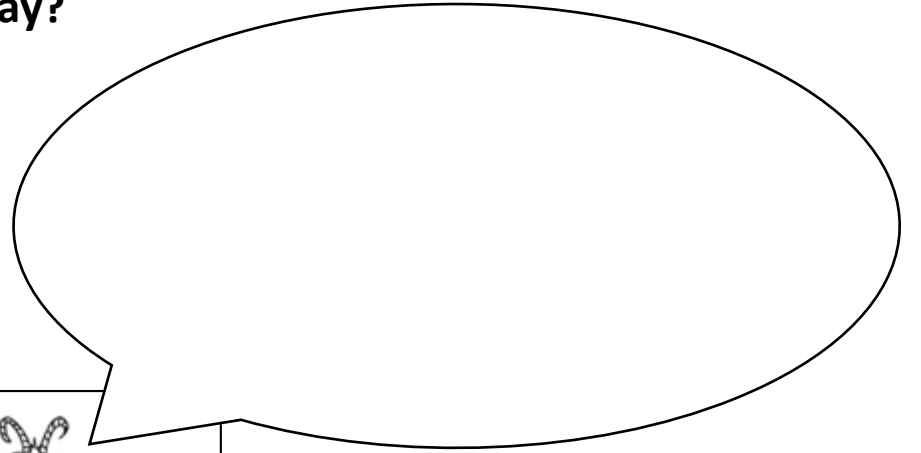
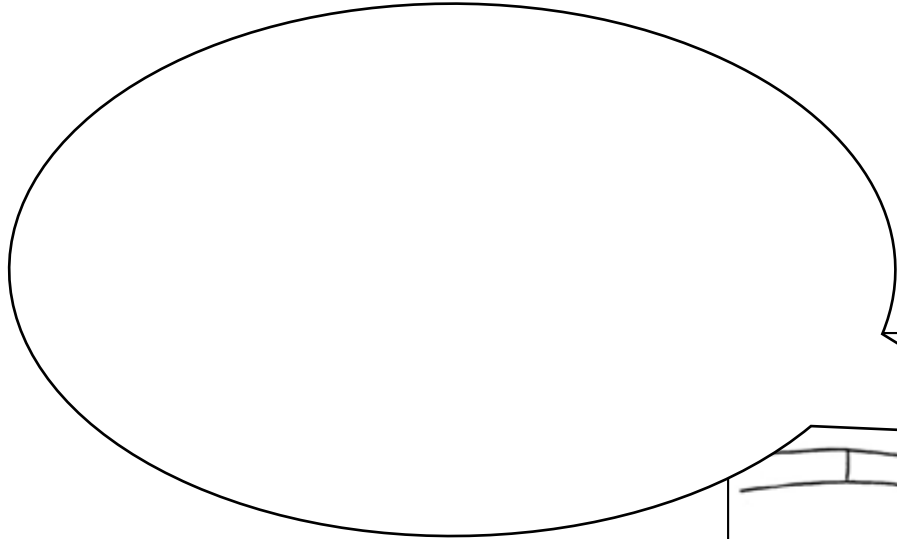
---

---

## Little Goat and the Troll



**What did you say?**



## Big Goat, Little Goat

The medium sized Billy Goat Gruff is trying to describe his friends, Big Goat and Little Goat.

He uses these words to describe each one:

*tiny*    *massive*    *huge*    *small*    *mini*    *colossal*  
*vast*    *minute*    *immense*    *great*    *microscopic*    *teeny*

Which words was he using for which goat?

Big goat	Little goat