



# Light and Dark

**WALT:** Explain that we need light to see things, and that dark is the absence of light.

**WILF:** I can identify a range of light sources. I can explain that dark is caused by the absence of light. I can explain that I need light to see things.

# What Is Light?


- Can you name some things that give out light?
- How does light help us to see?
- What is dark?
- How do mirrors work?
- What is reflection?
- How are shadows made?

This unit of work is all about light.

You will find the answers to all these questions, and more!



# What Is Light?



What do you already know?  
Create a mind map to show what you already know about light.  
Can you think of any questions you would like to find out about light?

**Mind Map**

Draw or write about the things you already know about light.

How do we see things?

What is darkness?

How are shadows made?

Light

What is a reflection?

Why do people wear sunglasses?

What things make light?


Do you have any questions about light? What would you like to find out? Write your thoughts below.

---

---

twinkl planit Science | Year 3 | Light | Light and Dark | Lesson 1

# Light Source Sorting Game



Can you sort the set of cards?

Identify the cards that are sources of light, and which ones are not.

Can you explain your reasons?




# Light Source Sorting Game

## The Tricky Ones!

Some of the cards were tricky to sort - the moon, the window and the mirror are some examples.

These objects look like light sources, but they are not!



# Light Source Sorting Game

## The Tricky Ones!

The moon is not a light source because it does not make its own light.  
We can see the moon because light from the sun reflects off it  
(bounces off it) back to the earth.



# Light Source Sorting Game

## The Tricky Ones!

The window is not a light source. It is an opening that lets the light from the sun or other light source into the room.






# Light Source Sorting Game

## The Tricky Ones!

The mirror is not a source of light because it does not make its own light.  
It reflects light from other sources.



# What Is Dark?

**Dark is the absence of light.**







If there is no light from a light source, it will be dark.

Think about times when it is dark, or places where it is dark. Which sources of light are absent, or switched off?

**Can we see in the dark?**

# Light and Dark

Complete your Light and Dark Activity Sheets to explain what you have found out in this lesson.

 <b>Light and Dark</b>	 <b>Light and Dark</b>
<p>Complete the paragraph using the key words below to show what you have found out about light and dark.</p> <p>A light _____ is something that makes light. Some examples of light sources are _____.</p> <p>Some objects seem to make light, but are not really light sources. The _____ is not a light source because _____.</p> <p>Dark is the _____ of light. It is dark at night time because light from the sun is _____ is dark, there is no _____ to illuminate objects, so we _____ see them. We need _____ to see things.</p> <p>When the bag was covered up, we _____ inside, we _____.</p> <p>When the bag was covered up, so light could illuminate the objects, we _____.</p> <p>This shows that we need _____ to see.</p> <p> <small>twinkl.com</small>  <small>twinkl.com</small></p>	<p>Complete the paragraph using the key words below to show what you have found out about light and dark.</p> <p>A light source is _____.</p> <p>Some objects seem to make light but are not really light sources. _____ is not a light source because _____.</p> <p>Dark is _____.</p> <p>It is dark at night time because _____.</p> <p>When it is dark, there is no light to illuminate objects, so _____.</p> <p>We need light to _____.</p> <p>In the jelly bag activity, we _____.</p> <p>This shows that we _____.</p> <p> <small>twinkl.com</small>  <small>twinkl.com</small></p>