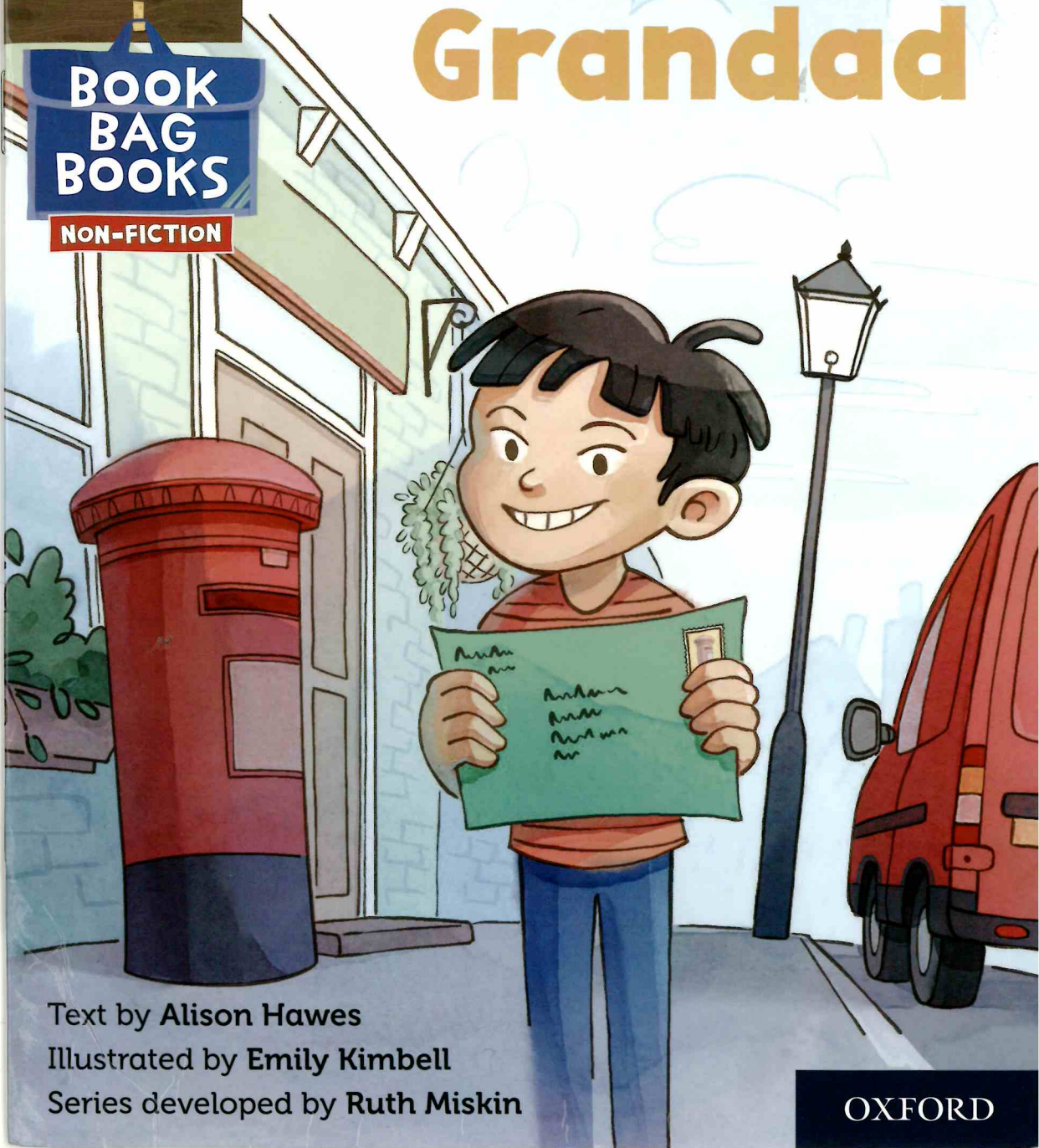


**Read
Write
Inc.**
Phonics

**BOOK
BAG
BOOKS**

NON-FICTION

A card to Granddad



Text by Alison Hawes

Illustrated by Emily Kimbell

Series developed by Ruth Miskin

OXFORD



How to help your child read this book

This book gives your child extra practice in reading a book that includes sounds he or she has learnt at school.

Ask your child to read the Story Green Words and Red Words below, before reading the book. Do not read the book to your child first. Point to the words as he or she reads. If your child hesitates, help him or her to sound-blend the word.

Re-read each sentence or page to ensure your child understands what they are reading. Children's attention is focused on reading the words and they find it hard to focus on the information at the same time.

Don't make them struggle too much and praise them when they succeed. Do it all with patience and love!

Story Green Words

Story Green Words are made up of sounds your child has already learnt. This book contains the following Green Words:

grandad yellow large driven postmark
cart flight happy shelf books

Red Words

Red Words are harder to read because the letters represent unusual sounds. Ask your child to read the Red Words, but if he or she gets stuck on a word, read the word to your child. This book contains the following Red Words:

so where was tall

ST CYPRIAN'S GREEK
ORTHODOX PRIMARY SCHOOL
SPRINGFIELD ROAD SURREY
CR7 8DZ
020 8771 5425



A card to Granddad



Written by Alison Hawes
Illustrated by Emily Kimbell

Important note

Read books to your children that are beyond the level they can read for themselves – every evening. They'll only want to become readers if they experience the joy of listening to a range of stories, non-fiction and poetry. Very soon, they will be able to read those books for themselves, as well as listen to them.

Vocabulary check

Tell your child the meaning of each word in the context of the book.

	definition:	sentence:
Japan	a country in Asia	My grandad lives very far away in Japan.
stamp	a label you stick to a card or a letter to show you have paid to send it	The man sticks a stamp on the card ...
post room	the room where the post is sorted	The van brings the sacks to a large post room ...
postmark	information that is printed on top of a stamp (the date and the place it was posted)	... my card has a postmark printed on it.
post	letters, cards and parcels that are posted	... my card is put into a box on a tall cart with all the post going to Japan.

The card

My grandad lives very far away in Japan.

He sent me this yellow car, so I am sending him a thank you card.



The stamp

I finish the card and go to get a stamp.

The man sticks a stamp on the card and puts it in a large sack.



The van


Soon, the sack is collected. It is driven away in a van.



The postmark


The van brings the sacks to a large post room, where my card has a postmark printed on it.

The postmark shows when my card was posted and where it was sent from.




The cart

Next, my card is put into a box on a tall cart with all the post going to Japan.



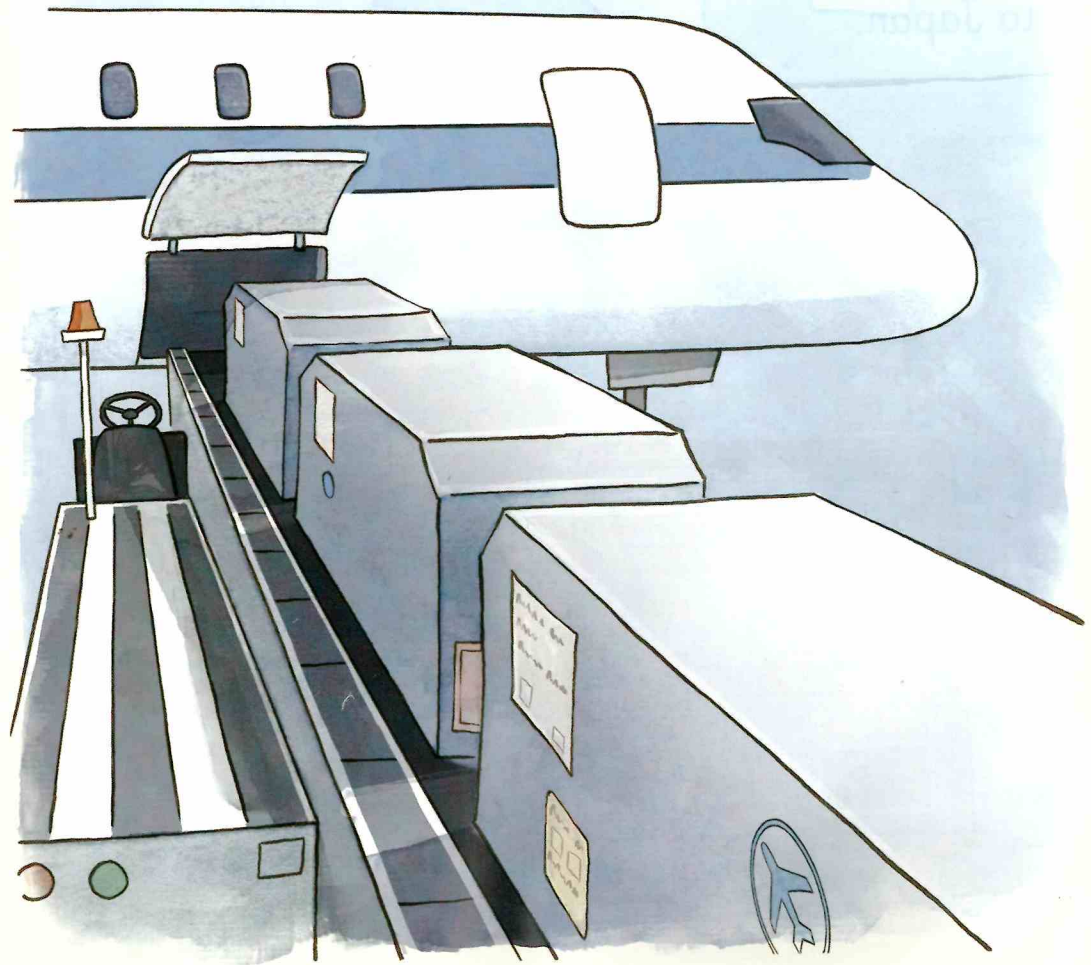
The truck

The post is put in the back of a large truck.




The flight

The boxes of post are put on a long flight to Japan.



The red box

In Japan, a postman brings my card to Grandad's flat in a hard red box.



Grandad

Grandad is happy to get my card!
He stands it on a shelf, next to his books.



Think about the text

Talk with your child about what happens to the card.



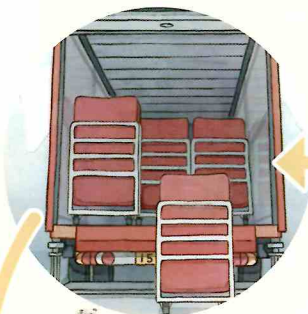
The card



The stamp



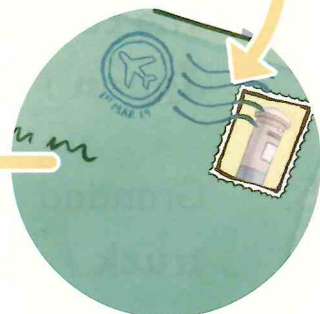
The van



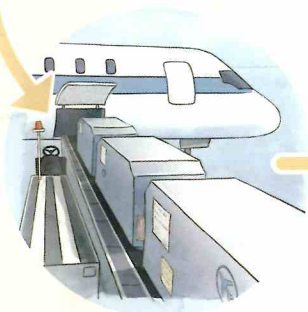
The truck



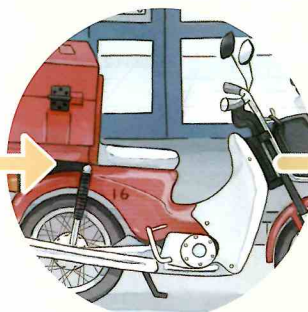
The cart




The postmark



The flight



The red box



Grandad



Questions to read and answer

Ask your child to read the sentences and choose the correct answer.

1. Grandad sent a **car** / **truck** / **van**.
2. The sacks of post are collected and put in a **red box** / **van** / **car**.
3. The card is put into a box on a **tall** / **small** / **green** cart.
4. The card is put on a flight to **France** / **Japan** / **Scotland**.
5. Grandad stands the card on a **book** / **truck** / **shelf**.



Questions to chat about

Read the questions aloud to your child and ask him or her to find the answers on the relevant pages. Do not ask your child to read the questions – the words are harder than he or she can read at the moment.

- p.5** Where does Grandad live?
- p.5** What does the boy send to Grandad?
- p.6** What does the man stick on the boy's card?
- p.8** What does a postmark show?
- p.11** In Japan, how does the card get to Grandad's flat?
- p.12** How does Grandad feel when he opens the thank you card?

OXFORD UNIVERSITY PRESS

Great Clarendon Street, Oxford, OX2 6DP, United Kingdom
Oxford University Press is a department of the University of Oxford.
It furthers the University's objective of excellence in research, scholarship,
and education by publishing worldwide. Oxford is a registered trade mark of
Oxford University Press in the UK and in certain other countries.

© Oxford University Press 2020

The moral rights of the author have been asserted.
All rights reserved. No part of this publication may be reproduced,
stored in a retrieval system, or transmitted, in any form or by any
means, without the prior permission in writing of Oxford University
Press, or as expressly permitted by law, by licence or under terms
agreed with the appropriate reprographics rights organization.
Enquiries concerning reproduction outside the scope of the above
should be sent to the Rights Department, Oxford University Press, at
the address above.

You must not circulate this work in any other form and you must
impose this same condition on any acquirer

Mixed Pack of 10
ISBN 978-1-38-200076-5

Mixed Pack of 100
ISBN 978-1-38-200077-2

10 9 8 7 6 5 4 3 2

Printed in the UK by CPI Colour.

Acknowledgements
Illustrations: Emily Kimbell.


Oxford OWL

For school

Discover free eBooks, teaching
notes, advice and support

For home

Helping your child's learning
with free eBooks, essential
tips and fun activities



www.oxfordowl.co.uk

A card to Grandad

Set 6 Book 1
ar

Set 6: Blue Book Bag Books

- | | |
|-------------------------|-----------------------------------|
| 1 A card to Grandad | 7 Food festivals |
| 2 Running contests | 8 Small but deadly |
| 3 It's so hairy! | 9 The Sun |
| 4 Birds | 10 Making sounds with instruments |
| 5 Cool houses | |
| 6 Our incredible planet | |

Use **Set 6 Blue Book Bag Books** after learning **Speed Sounds Sets 1, 2 and 3.**

OXFORD
UNIVERSITY PRESS

How to get in touch:
web www.oxfordprimary.co.uk
email primary.enquiries@oup.com
tel. +44 (0) 1536 452610
fax +44 (0) 1865 313472

**Read Write Inc. Phonics
Book Bag Books
Blue Set 6:**
Mixed Pack of 10
ISBN 9781382000765
Mixed Pack of 100
ISBN 9781382000772