


**Read
Write
Inc.**
Phonics

**BOOK
BAG
BOOKS**

Dog school



Story by Gill Munton

Illustrated by Erica Salcedo

Series developed by Ruth Miskin

OXFORD



How to help your child read this book

This book gives your child extra practice in reading a story that includes sounds he or she has learnt at school.

Ask your child to read the Story Green Words and Red Words below, before reading the story. Do not read the story to your child first. Point to the words as he or she reads. If your child hesitates, help him or her to sound-blend the word.

Re-read each sentence or page to keep the plot moving. Children's attention is focused on reading the words and they find it hard to focus on the story at the same time.

Don't make them struggle too much and praise them when they succeed. Do it all with patience and love!

Story Green Words

Story Green Words are made up of sounds your child has already learnt. This book contains the following green words:

Jarvis sheepdog bulldog Shep
Bill Pippa commanded dustbin

Red Words

Red Words are harder to read because the letters represent unusual sounds. Ask your child to read the red words, but if he or she gets stuck on a word, read the word to your child. This book contains the following red words:

all was your are



Important note

Read stories to your children that are beyond the level they can read for themselves – every evening. They'll only want to become readers if they experience the joy of listening to a range of stories, non-fiction and poetry. Very soon, they will be able to read those books for themselves, as well as listen to them.

Vocabulary check

Tell your child the meaning of each word in the context of the story.

	definition:	sentence:
row	a line of many things	Three dogs stood in a row ...
commanded	gave an instruction to do something	"Sit, Jarvis!" commanded Carl.
nipped	bit or pinched	Jarvis nipped Bill's foot ...
fetch	to get something and bring it back	"... the dogs will fetch this green ring."
drop	to let go of something so that it falls to the ground	"Drop it, Jarvis!" said Carl.
marks	points given for doing something well	"I will tell you your marks."

My dog, Jarvis, is a bad dog. He must go to classes at dog school.

“Let’s start today,” said Dad. “It’s not far.”

Dad parked in the car park and we went in.



Three dogs stood in a row ... a sheepdog, a bulldog, and a posh dog. Jarvis stood next to them.

“I am Carl,” said the man. “Shep, Bill, Pippa and Jarvis will all be good dogs by the end of the class. I will start by telling them to sit.”



Shep the sheepdog sat.

Bill the bulldog sat.

Pippa the posh dog sat.

“Sit, Jarvis!”
commanded Carl.

Jarvis was in a playful mood.
He sat ... on Bill the bulldog!



Jarvis and Bill had a fight. Jarvis nipped Bill's foot with his sharp teeth.

"Stop it, Jarvis!" said Carl. "No fighting at dog school!"



“Next,” said Carl, “the dogs will fetch this green ring. Fetch!”

Shep the sheepdog fetched the ring.

Bill the bulldog fetched the ring.

Pippa the posh dog fetched the ring.

“Fetch, Jarvis!” commanded Carl.

Jarvis fetched ... a smelly cloth from the dustbin!

“Drop it, Jarvis!” said Carl.

Jarvis dropped the cloth ... on Pippa the posh dog!



Then Jarvis started barking.

“Okay, that’s it,” said Carl. “That’s the end of the class. I will tell you your marks. Shep – ten marks. Pippa – six marks. Bill – three marks. Jarvis – no marks!”



“It’s all right, Jarvis,” I said. “You are still a bad dog. But you are *my* dog. You are the best dog in the class!”





Questions to read and answer


Ask your child to read the sentences and choose the correct answer.

1. Jarvis must go to **the park / dog school / the vet's**.
2. Carl tells the dogs to **stand / bark / sit**.
3. Jarvis has sharp **teeth / feet / legs**.
4. The dogs fetch a **red / green / pink** ring.
5. The **sheepdog / bulldog / posh dog** gets ten marks.



Retell the story

Take turns retelling the story with your child.



Questions to chat about

Read the questions aloud to your child and ask him or her to find the answers on the relevant pages. Do not ask your child to read the questions – the words are harder than he or she can read at the moment.

- p.7** How many dogs are in the class?
- pp.8 – 9** What two things does Jarvis do to Bill?
- p.10** What does Jarvis fetch? What does he do with it?
- p.12** Why do you think the boy says that Jarvis is the best dog in the class?

OXFORD

UNIVERSITY PRESS

Great Clarendon Street, Oxford, OX2 6DP, United Kingdom
Oxford University Press is a department of the University of Oxford.
It furthers the University's objective of excellence in research, scholarship,
and education by publishing worldwide. Oxford is a registered trade mark of
Oxford University Press in the UK and in certain other countries.

© Oxford University Press 2018

The moral rights of the author have been asserted.

All rights reserved. No part of this publication may be reproduced,
stored in a retrieval system, or transmitted, in any form or by any
means, without the prior permission in writing of Oxford University
Press, or as expressly permitted by law, by licence or under terms
agreed with the appropriate reprographics rights organization.
Enquiries concerning reproduction outside the scope of the above
should be sent to the Rights Department, Oxford University Press, at
the address above.

You must not circulate this work in any other form and you must
impose this same condition on any acquirer

Mixed Pack of 10
ISBN 9780198420583

Mixed Pack of 100
ISBN 9780198420590

10 9 8

Printed in Poland by Opolgraf SA

Acknowledgements
Illustrations: Erica Salcedo


Oxford
OWL

For school

Discover free eBooks, teaching
notes, advice and support

For home

Helping your child's learning
with free eBooks, essential
tips and fun activities



www.oxfordowl.co.uk

