

OXFORD

Read Write Inc.


PHONICS

The duckchick

Set 5 Story 1

Story by Gill Munton
Illustrated by Tim Archbold

Series developed by Ruth Miskin



a e i o u

Glossary of terms

Fred Talk: Fred is a puppet who can only say and read words in **pure sounds**:
he cannot say the whole word. He never adds 'uh' after a consonant sound e.g. fuh, luh, muh.
(A slight 'uh' cannot be helped when saying the sounds b, d, g, j, w and y)

Grapheme: one letter or one group of letters used to write one sound e.g.
The sound 'f' can be written with the grapheme f (fun) ff (huff) ph (photo)
The sound 'igh' can be written with the grapheme igh (night) or i (kind) or ie (tie)

Green words: Words made up of the graphemes listed in the sound boxes on page 4

Red words: Common words with a grapheme not listed in the sound boxes

Challenge words: Topical words particular to this story

Syllables: Chunks within long words

Root: The part of the word that gives the most meaning

How to use this book

Follow the advice, in italics, given for you on each page.

Support the children as they read the text that is shaded in cream.

Praise the children at every step!

Detailed guidance is provided in the Read Write Inc. Phonics Handbook

9 reading activities

Children:

Practise reading the speed sounds.

Read the green, red and challenge words for the story.

Listen as you read the introduction.

Discuss the vocabulary check with you.

Read the story.

Re-read the story and discuss the 'questions to talk about'.

Read the story with fluency and expression.

Answer the questions to 'read and answer'.

Practise reading the speed words.

Speed sounds

Consonants Say the pure sounds (do not add 'uh').

f ff	l ll	m mm	n nn kn	r rr wr	s ss	v ve	z zz s	sh	th	ng nk		
b bb	c k ck	d dd	g gg	h	j	p pp	qu	t tt	w wh	x	y	ch tch

Vowels Say the sounds in and out of order.

at	hen head	in	on	up	day	see happy	high find	blow no
zoo	look	car	for door snore	fair	whirl	shout	boy spoil	

Each box contains one sound but sometimes more than one grapheme. Focus graphemes are circled.



Story Green Words



Ask children to read the words first in Fred Talk and then say the word.



Mama nest cluck hatch crack chick quack pond
quick as a flash bank

Ask children to say the syllables and then read the whole word.

up|set duck|chick

Ask children to read the root first and then the whole word with the suffix.

peck → pecked shock → shocked grub → grubs

flap → flapped stretch → stretched crust → crusts

hop → hopped grab → grabbed



Red Words

Ask children to practise reading the words across the rows, down the columns and in and out of order clearly and quickly.

some	saw	her	to
all	was	some	they
watch	of	are	saw
some	said	call	your
you	want	what	saw

Red words

one saw her to go the

all was some she be he they watch

The duckchick

Introduction

Have you ever worried about something and then it turned out all right in the end?

Hens lay eggs and then sit on them to keep them warm until they are ready. Mama hen has six eggs but one of them is bigger than the rest. Mama hen doesn't realise that this is a duck egg. When this egg hatches, she and her other chicks are really shocked and surprised. But when a fox comes along, find out how Duckchick saves the day.

What do you think will happen?



Story written by Gill Munton
Illustrated by Tim Archbold

Vocabulary check

Discuss the meaning (as used in the story) after the children have read each word.

	definition:	sentence:
hatch	<i>a baby bird pecks out of its shell</i>	<i>Eggs 1-5 began to hatch.</i>
chick	<i>a baby bird</i>	<i>The soft fluffy chicks ...</i>
pecked	<i>a bird uses its beak to break the shell</i>	<i>pecked at the shells until they went crack.</i>
shocked	<i>surprised and worried</i>	<i>"Cluck!" went Mama hen, shocked.</i>
grubs	<i>worms, maggots</i>	<i>Mag pecked up lots of grubs from the mud.</i>
crusts	<i>bits of old bread</i>	<i>He pecked up some old crusts.</i>
quick as a flash	<i>very fast</i>	<i>Quick as a flash, the duckchick swam across to them.</i>

Punctuation to note in this story:


1. Capital letters to start sentences and full stops to end sentences
2. Capital letters for names
3. Exclamation marks to show anger, shock and surprise
4. 'Wait and see' dots...

The duckchick


Mama hen had a problem. Things began to go wrong in the spring, when she was sitting in her nest on her six eggs.

Egg 6 was very big.

Mama hen sat on it a lot,
and went "Cluck" at it, but she
felt a bit upset that it was so big.




Eggs 1-5 began to hatch.



The soft, fluffy chicks (Sam and Chip and Dan and Ben and Mag) pecked and pecked at the shells until they went crack.

Then, with a very big cccc-r-a-ck,
egg 6 hatched as well.

But this chick was a duckchick!



"Cluck!" went Mama hen, shocked.

"Cluck!" went Sam, and Chip,
and Dan, and Ben, and Mag.

"Quack!" went the duckchick.

Mama hen and the chicks went to the pond.

Mama hen and Sam and Chip and Dan

and Ben and Mag pecked up lots of grubs from the mud.


The duckchick flapped his long wings, stretched his long neck, and
"Splash!" jumped into the pond.

He pecked up some crusts.

"Cluck!" went Mama hen, shocked.

"Cluck!" went Sam, and Chip, and Dan, and Ben, and Mag.


"Quack!" went the duckchick.



Mama hen jumped up on a log.

Sam, and Chip, and Dan, and Ben, and Mag
jumped up as well.

They hopped along the log.




But a fox was watching them.

When Mama hen saw it, she went,

"Cluck! Cluck! Cluck!"

and all the chicks fell in the pond!



"Help!" went Sam.

"Help!" went Chip.

"Help!" went Dan.

"Help!" went Ben.

"Help!" went Mag.

Quick as a flash, the duckchick swam across to them.
He grabbed Sam by his leg and swam with him to the bank.
Then Chip, and Dan, and Ben, and Mag.



"Cluck!" went Mama hen.

"Thanks, duckchick!"

"Quack!" went the duckchick. "Quack, quack!"

Questions to talk about

Re-read the page. Read the question to the children. Tell them whether it is a **FIND IT** question or **PROVE IT** question.

FIND IT

- ✓ Turn to the page
- ✓ Read the question
- ✓ Find the answer

PROVE IT

- ✓ Turn to the page
- ✓ Read the question
- ✓ Find your evidence
- ✓ Explain why

Page 9:	FIND IT	<i>Why did Mama hen feel a bit upset?</i>
Page 10:	FIND IT	<i>What were the first five chicks called?</i>
Page 11:	PROVE IT	<i>Why was Mama hen shocked when Egg 6 hatched?</i>
Page 12:	FIND IT	<i>How did Mama hen feel when the duckchick jumped into the pond?</i>
Page 13:	FIND IT	<i>What did Mama hen and the chicks do on the log?</i>
Page 14:	PROVE IT	<i>Why did the chicks fall in the pond?</i>
Page 15:	PROVE IT	<i>Do you think Mama hen has changed the way she feels about the duckchick now? Why?</i>

Questions to read and answer

(Children complete without your help.)

1. What did Mama hen sit on?

Mama hen sat on a **bed / nest / log**.

2. How many eggs did Mama hen have?

Mama Hen had **ten / six / seven** eggs.

3. What did Mama hen jump onto?

Mama hen jumped onto a **fox / log / dog**.

4. Who was watching the chicks?

A **dog / man / fox** was watching the chicks.

5. Who swam to help the chicks?

The **fox / dog / duckchick** swam to help the chicks.

Speedy Green Words

Ask children to practise reading the words across the rows, down the columns and in and out of order clearly and quickly.



problem	began	wrong	spring
very	thanks	problem	began
wrong	very	thanks	long
quick	well	them	things
went	as	jumped	help

Paper used in the production of this book is a natural, recyclable product made from wood grown in sustainable forests. The manufacturing process conforms to the environmental regulations of the country of origin.

The duckchick



Set 5: Yellow Storybooks

- 1 The duckchick
- 2 Off sick
- 3 Tom Thumb
- 4 The gingerbread man
- 5 Robin Hood
- 6 Lost
- 7 Do we have to keep it?
- 8 Danny and the Bump-a-lump
- 9 Grow your own radishes
- 10 The foolish witch

Use Set 5 Yellow Storybooks
and Yellow Get Writing! Book 5
after learning Speed Sounds Sets 1, 2
and 3

OXFORD
UNIVERSITY PRESS

www.OxfordPrimary.co.uk

Orders and enquiries to Customer Services: tel. 01536 452610
For further information, phone the Read Write Inc. Care-line: tel. 01536 452902

© Oxford University Press 2006

First published by Ruth Miskin Literacy Ltd 2004
This edition published by Oxford University Press 2006

20 19 18 17 16 15

ISBN 978-0-19-846187-6



9 780198 461876

Printed in China by Hing Yip